


**AT  
ALEXANDER  
ELEMENTARY**

# PARENTS

**Make A  
Difference!**



Vol. 7, No. 2 October 2004

## **School Calendar Change!!! No School- Friday, October 8**

**A note from:  
Mr. Wade  
Elementary Principal**

Fall has arrived and the school year is well under way! Along with a seasonal change we have made a change to our school calendar.

Students will not be in school on Friday, October 8. This change came about due to the need to have a professional development in-service for our faculty. Details regarding how this day will be made up will be provided in the near future.

We hope this change does not cause problems for parents and appreciate your understanding.


### **Mark Your Calendar!**

**Alexander Elementary Fall Carnival  
Saturday, November 13**

**4:30-6:30**

**Sponsored by PFC**

**Fun! ..... Food! ..... Family!**



### **What's Up?**

Red Wheel Delivery- Tuesday, September 28. All food items need to be paid for and picked up on this day between 3:00 P.M. and 6:00 P.M. Please call your buyers and remind them.

Gifted and Talented Meeting- Monday, October 4 at 2:00 P.M.

Fire Prevention Program at the Coleman- Tuesday, October 5. P/K-2<sup>nd</sup> 9:30 A.M. 3<sup>rd</sup>-5<sup>th</sup> 1:30 P.M.

**NO SCHOOL- October 8 (Calendar Change)**  
Professional Development Day

Support Appreciation Week- Begins October 11.

Parent-Faculty Club Meeting- Tuesday, October 12.  
6:30 P.M. Cafeteria

Kindergarten to Carl Junction Pumpkin Patch-  
Wednesday, October 13.

Drug Free Assembly- KC Wolf- Tuesday, October 19 at  
1:15 P.M.

Report Card Go Out- Wednesday, October 20


Fall Break- No School- October 21 & October 22.

Career Fair- Wednesday, October 27.

Halloween Parties- Friday, October 29.

School Pictures- Tuesday, November 2.

Gifted & Talented Student Field Trip- Thursday,  
November 4. Washington Carver Monument.



## Halloween Safety Tips

### Trick-or-Treaters

- \*Carry a flashlight.
- \*Walk, don't run.
- \*Stay on Sidewalks.

\*(If no sidewalk) walk on the left side of the road facing traffic.

\*Obey traffic signals.

\*Don't cut across yards or driveways.

\*Wear a watch you can read in the dark.

\*Make sure costumes don't drag on the ground.

\*Shoes should fit (even if they don't go with your costume)

\*Avoid wearing masks while walking from house to house.

\*Carry only flexible knives, swords or other props.

\*Wear clothing with reflective markings or tape.

\*Approach only houses that are lit.

\*Stay away from and don't pet animals you don't know.

### Parents

\*Make your child eat dinner before setting out.

\*Ideally, young children of any age should be accompanied by an adult.

\*If your children go on their own, be sure they wear a watch, preferably one that can be read in the dark.

\*If you buy a costume, look for one made of flame retardant material.

\*Older children should know where to reach you and when to be home.

\*You should know where they're going.

\*Although tampering is rare, tell children to bring the candy home to be inspected before consuming anything.

\*Look at the wrapping carefully and toss out anything that looks suspect.

### Homeowners

\*Make sure your yard is clear of such things as ladders, hoses, dog leashes and flower pots that can trip the young ones.

\*Pets get frightened on Halloween. Put them up to protect them from cars or inadvertently biting a trick-or-treater.

\*Battery powered jack o'lantern candles are preferable to real flaming candle.

\*If you do use candles, place the pumpkin well away from where trick-or-treaters will be walking or standing.


\*Make sure paper or cloth yard decorations won't be blown into a flaming candle.

Cont. Col. 2

Cont.

\*Consider healthy food alternatives for trick-or-treaters. These may include: packages of low-fat crackers with cheese or peanut butter filling, single-serve boxes of cereal, packaged fruit rolls, mini boxes of raisins and single-serve packets of low-fat popcorn that can be microwave later.

\*Non-food ideas for treats: plastic rings, pencils, stickers, erasers, etc.



## 10 WAYS

### TO HELP YOUR CHILD RESOLVE CONFLICTS

1. Remind your child that we all disagree sometimes. It's how we handle conflicts that matters.
2. Encourage your child to talk things out. Help your child learn to say how he or she feels and to let others express their feelings, too.
3. Tell your child to avoid using mean words that can hurt others and intensify conflicts.
4. Stress the importance of your child never pushing or hitting in a conflict.
5. Teach your child how to cool down when angry: Take a few deep breaths, or count to 10.
6. Help your child learn to cooperate with others to end conflicts.
7. Tell your child that it's OK to say "I'm sorry," and that it's good to forgive others, too.
8. Explain to your child that if a conflict can't be resolved, it's best to walk away or ask a peace maker—a third party—to help find a solution.
9. Give your child "practice sessions" by play-acting imaginary conflicts together.
10. Show by your words and actions that we should treat others the way we want to be treated.

### REMEMBER-

\*Be a good role model in all you do.

\*Praise your child for handling conflicts peacefully