


**AT  
ALEXANDER  
ELEMENTARY**

# PARENTS

**Make A  
Difference!**



Vol. 7, No. 1 September 2004

**A note from:  
Mr. Wade  
Elementary Principal**

Another year has gotten off to a great start! Thank you goes to the students, parents and staff for helping to make things run so smoothly.

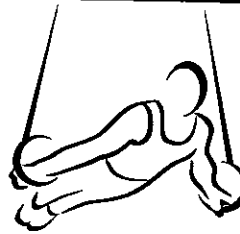
We have began the year with a theme that embraces the Summer Olympics. Our theme is "Let's Have A Gold Medal Year!" Many teachers developed lessons within their curriculum that includes learning about the Olympics.

It is our desire that each student has a year filled with rich experiences, loads of achievement and lasting friendships.

The faculty and administration at Alexander Elementary encourages all parents and community members to call the school or make a personal visit if you ever have any questions, concerns or ideas. We welcome your input and appreciate any assistance you can give to help us continue to provide the students of Commerce with the best education possible!

**Children are apt to live up to  
what you believe of them.**

-Lady Bird Johnson (1912)  
Former First Lady of the United States



## What's Up!

**NO SCHOOL-** Labor Day. Monday, September 6.

Project Comet After School Program Begins- Tuesday, September 7. Applications must be filled out to attend. Call the school for details.

Red Wheel Sale Ends: Wednesday, Sept. 8.

Progress Reports- Go out on Thursday, September 9.

Book Fair- Begins Friday, September 10.

Grandparents Day Luncheon- Monday, Sept. 13.

Parent-Teacher Conferences-  
Thursday, Sept. 16: 3:30 p.m. – 6:30 p.m.  
Friday, Sept. 17: 8:00 a.m. – 12:00 p.m.

Red Wheel Delivered- Tuesday, September 28.  
Pick up food items in the gym between 3:00 p.m. and 6:00 p.m.



## Safety First

For safety reasons we are asking parents to only use the designated crosswalks when picking up their children after school. This will teach appropriate street crossing and help insure the safety of all.


Thank You!

Success!

## Get a Great Start to Make Your Child's Year a Success

How you start the school year can determine how well the rest of the year will go. Teachers and parents agree doing these things helps ensure children get off to a great start:

- \***Review safety lessons**—how to walk to school safely or ride the bus; classroom and school rules for behavior.
- \***Provide the supplies.** Let your child go with you to buy them. This will help him get excited about school.
- \***Put your child's name on things so they won't get lost.**
- \***Set the scene for homework.** Match the environment to child's work style. Some children need quiet. Others are helped by a little sound—like classical music.
- \***Start your morning at night.** Help your child choose the day's cloths. Gather homework and sign school papers. Line up breakfast plans.
- \***Establish bedtime and homework routines.** Pick a time that your child will do homework and go to bed. Then stick to it.
- \***Don't over schedule your child.** Give him time to unwind after school—especially during the first few weeks of adjusting. Make sure he has free time to just play every day.
- \***Meet your child's teacher.** How can you help her? Ask about homework. How can you help your child at home?
- \***Teach respect by showing respect.** Say "please" and "thank you" to your child.
- \***Be genuinely interested in your child's schoolwork.** Ask about school every day. Ask him to teach you what he's learning.
- \***Say at least one positive thing to your child each day.**
- \***Insist that your child try hard to be a good student.** If school is important to your, it will be important to him.



## Follow These Steps for Reading Success

Some children who have trouble reading may find that it takes more effort for them to understand, summarize and use material.

But a step-by-step approach to reading can often help. share these tips with your child:

- \***Pre-read.** Start by thinking about the topic and looking at the title, headings and pictures. Guess what the text might say.
- \***Question.** If you have to answer questions about the selection, look at them beforehand. You'll be more likely to notice important information that answers those questions as you read.
- \***Pause.** Ask yourself questions while reading and predict the answers. This builds interest.
- \***Reread.** Review confusing information. If it's still unclear, have someone explain.
- \***Connect.** Think about how the reading relates to things you already know. Then the lesson may make more sense.
- \***Define.** Try to figure out the meaning of words you don't know. Keep a dictionary handy.
- \***Check.** Stop and rephrase what you've just read. If you can't it's a sign that you should reread.
- \***Visualize.** Create pictures in your mind of what you read. Include key events and characters.
- \***Review.** After reading, ask yourself, "What did I learn?"
- \***Summarize.** Tell someone about what you read, or talk into a tape recorder. (You can play the tape later to review.)
- \***Answer.** Tackle the questions you are assigned.
- \***Discuss.** Share ideas about what you have read with another student who has read the assignment. Ask each other questions.

---

*We cannot always build the future  
for our youth, but we can build our  
youth for the future.*

Franklin D. Roosevelt (1882-1945)  
32<sup>nd</sup> President of the United States