

AT
ALEXANDER
ELEMENTARY

PARENTS

Make A
Difference!



Vol. 8, No. 3 November 2005

A note from:
Mr. Wade
Elementary Principal


Fall is here and soon to arrive are two of my favorite holidays...Thanksgiving and Christmas!

It is not only the delicious meals we get to eat during this time of the year and the cooler weather that we all enjoy but it is also the time we make to visit with our family and friends.

Someone once said, "My family is like peanut brittle. It takes a lot of sweetness to hold all the nuts together." This is probably true for most of us. That is why the holiday gatherings are important to insure we *stick* close together throughout the year.

It is important that children be a part of a close family. Families are important members in the learning process and social development of a child. A family helps children feel safe, secure and happy. They learn from adults that it is important to look after one another and take time to show we care.

This holiday season I hope you are able to find the opportunity to visit with your love ones and remind them how much they mean to you. Let's all try and find ways to share the holiday spirit with our family!



What's Up!

Gifted & Talented Field
Trip- Woolaroc near
Bartlesville. 8:00 AM- 3:00
PM

The NED Show- This will be a special assembly following our Rise & Shine Assembly. NED stands for:

Never Give Up
Encourage Others
Do your best

Progress Reports- Go out Thursday, November 10.

Picture Retakes- November 10.

Veteran's Day- Friday, November 11. Assembly begins at 2:00 PM. We appreciate all of our brave Veterans!

Thanksgiving Break- Begins Wednesday, November 23.

Christmas Programs-
Pre-K, K, 1st & 2nd Thursday, December 1st
3rd, 4th, & 5th Thursday, December 8

Christmas Break- Wednesday, December 21st
through Tuesday, January 3.

Have A Happy Thanksgiving!

From The Teachers & Staff At
Alexander Elementary





Motivation to Succeed

Wondering how to send your child the message that “school is cool”?

Try these tips to spark learning excitement.

Make It Personal


Look for ways to tie school lessons to your youngster’s life. Example: If he’s learning about verbs, ask him to name his favorite actions—eating, pretending, and skateboarding. Relating subjects to his interests builds enthusiasm.

Reward Effort

When your child works hard on an assignment, let her know you noticed. Example: “You solved that tough math problem. Way to go!” Focusing on progress, not just on grades, encourages hard work and discourages the give-ups.

Be A Guide

Invite your child on your own learning journeys. Examples: Tackle a craft project together using a how-to-book; let her help you find information in the phone book or atlas. The desire to learn can be contagious! ♥



Tips For Reading Aloud

Why is reading aloud to your children the number one suggestion

from reading experts across the country? Because it builds the desire to read—in only 15 or 20 minutes a day!

Whether your youngsters are already reading or haven’t yet begun, now is the perfect time to start reading aloud regularly. Here are a few tips to help you get the most out of your time together.

Cont. Col. 2

Encourage Participation

If there’s repetition in a story, challenge your child to repeat the key phrases with you. Take turns saying the lines in a dramatic or silly voice. Or stop occasionally and ask if anyone can predict what will happen next.

Get Comfortable

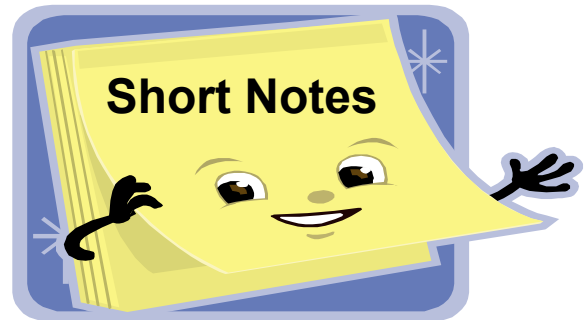
Offer your children soft mats or pillows to sit on. Give them blankets to snuggle up in on cold days, or sit near a cool breeze when the weather is warm. Let them have a snack or drink before you start.

Remove Distractions

Make your reading spot as quiet as possible so your youngsters can focus on the story. Consider turning off the television and ignoring the phone to avoid interruptions.

Keep It Appropriate

If your children have trouble following the language or plot of a story, it may be too difficult for them. Look for books that are closer to their reading levels. Tip: Ask a librarian or your children’s teacher for suggestions.



Where in the world?

Instead of throwing away opened mail, save it for geography practice. Give your child an envelope and ask her to look at the postmark. Can she locate the city on a map or tell you two facts about the state?

Listen Up!

Having trouble getting your child’s attention? Here’s an idea teachers often use in the classroom. Instead of yelling, talk softly or even whisper. Chances are, your youngster will quiet down to hear what you’re saying.